








Previsión a corto plazo

Promedios de estación

	 °C	 %	 hPa	 km/h	 mm/h	 °C
25 Dic	14.3 / 10.5	65.5	1018.1	3.3	0.0	12.8 / 8.8
26 Dic	14.3 / 10.0	60.5	1016.8	3.6	0.0	12.3 / 7.8
27 Dic	13.0 / 8.5	59.8	1013.6	6.9	0.0	9.5 / 5.8
28 Dic	12.9 / 8.9	67.2	1012.9	6.5	0.0	10.6 / 5.9
29 Dic	13.3 / 8.8	63.1	1015.4	5.7	0.0	10.5 / 6.5
30 Dic	14.3 / 9.9	61.3	1017.5	5.7	0.0	11.9 / 7.3
31 Dic	14.5 / 9.9	59.4	1017.7	4.0	0.0	12.4 / 8.0
1 Ene	12.1 / 8.0	66.1	1018.3	4.5	0.1	10.0 / 5.4
2 Ene	12.3 / 7.2	64.9	1017.4	4.9	0.1	9.6 / 4.6

Extremos de la estación

	 °C	 %	 hPa	 km/h	 km/h	 mm/h	 °C
25 Dic	18.8 2022	92.0 2024	1030.8 2016, 2018	17.7 2020	33.1 2020	0.0 > 3 casos	18.1 2022
	5.3 2020	26.0 2020	997.0 2021	-	-	-	0.4 2020
26 Dic	20.2 2022	94.0 2024	1030.8 2018	24.4 2020	33.1 2017	0.0 > 3 casos	18.6 2022
	4.5 2020	23.0 2020	998.4 2021	-	-	-	-2.6 2020
27 Dic	18.2 2021	89.0 2018	1028.3 2018	56.3 2017	74.5 2017	0.0 > 3 casos	15.3 2021
	3.1 2020	21.2 2023	992.6 2020	-	-	-	-1.8 2017
28 Dic	17.4 2021	92.0 2018	1029.8 2019	31.9 2020	52.6 2020	0.3 2018	14.9 2021
	5.2 2018	33.0 2020	986.3 2020	-	-	-	-1.0 2017
29 Dic	17.9 2021	88.8 2017	1030.9 2019	32.5 2020	45.4 2020	0.0 > 3 casos	16.0 2021
	4.1 2018	40.0 2023	994.3 2020	-	-	-	1.1 2018
30 Dic	18.0 2021, 2022	82.0 2023	1031.8 2019	29.7 2017	45.4 2017	0.3 2018	17.1 2022
	5.3 2020	24.0 2018	1000.4 2020	-	-	-	-1.1 2020
31 Dic	19.0 2022	85.0 2019	1031.2 2019	32.0 2017	45.4 2017	0.0 > 3 casos	17.5 2022
	4.7 2020	20.0 2018	1002.9 2020	-	-	-	1.8 2020
1 Ene	17.6 2022	88.0 2023	1030.6 2019	39.0 2018	49.0 2018	0.6 2021	16.6 2022
	0.0 1970	0.0 1970	0.0 1970	-	-	-	0.0 1970
2 Ene	15.7 2024	92.0 2017, 2022	1030.2 2020	34.7 2018	51.5 2018	0.3 2017, 2021	14.5 2022
	2.6 2021	30.0 2024	999.7 2021	-	-	-	-3.0 2021

Almanac

